

Scaled data based on original data using
LM-79-08 Approved Method: Electrical and Photometric Measurements of Solid-
State Lighting Products

Test Report Prepared for
Cooper Lighting Solutions
(formerly Eaton)

Brand: McGRAW-EDISON

Report Number: P200180

Luminaire Tested: **GWC-AF-02-LED-E1-T2R-600**

Issue Date: 3/3/2020

Test Information

Test Method: LM-79-08
Report Number: P200180
TEST IS SCALED FROM IESNA LM-79-08 TEST DATA (P24657)
Test Lab: INNOVATION CENTER-P2
Issue Date: 3/3/2020
Manufacturer: COOPER LIGHTING SOLUTIONS (FORMERLY EATON)
Product Line: MCGRAW-EDISON
Catalog Number: GWC-AF-02-LED-E1-T2R-600
Description: GALLEON WALL LUMINAIRE
(2) 70 CRI, 4000K, 615mA LIGHTSQUARES WITH 16 LEDS EACH AND TYPE II ROADWAY OPTICS
Light Source: -
Ballast/Driver: ELECTRONIC DRIVER

Summary

Lumens per Lamp: N/A
Luminaire Lumens: 8722.7 lumens
Efficiency: N/A
Efficacy: 132.2 lumens/watt
Luminous Opening: Rectangular (W 1' x L: 0.5' x H: 0')
IES Classification: Type II - Short - Full Cutoff
BUG Rating: B1 - U0 - G2

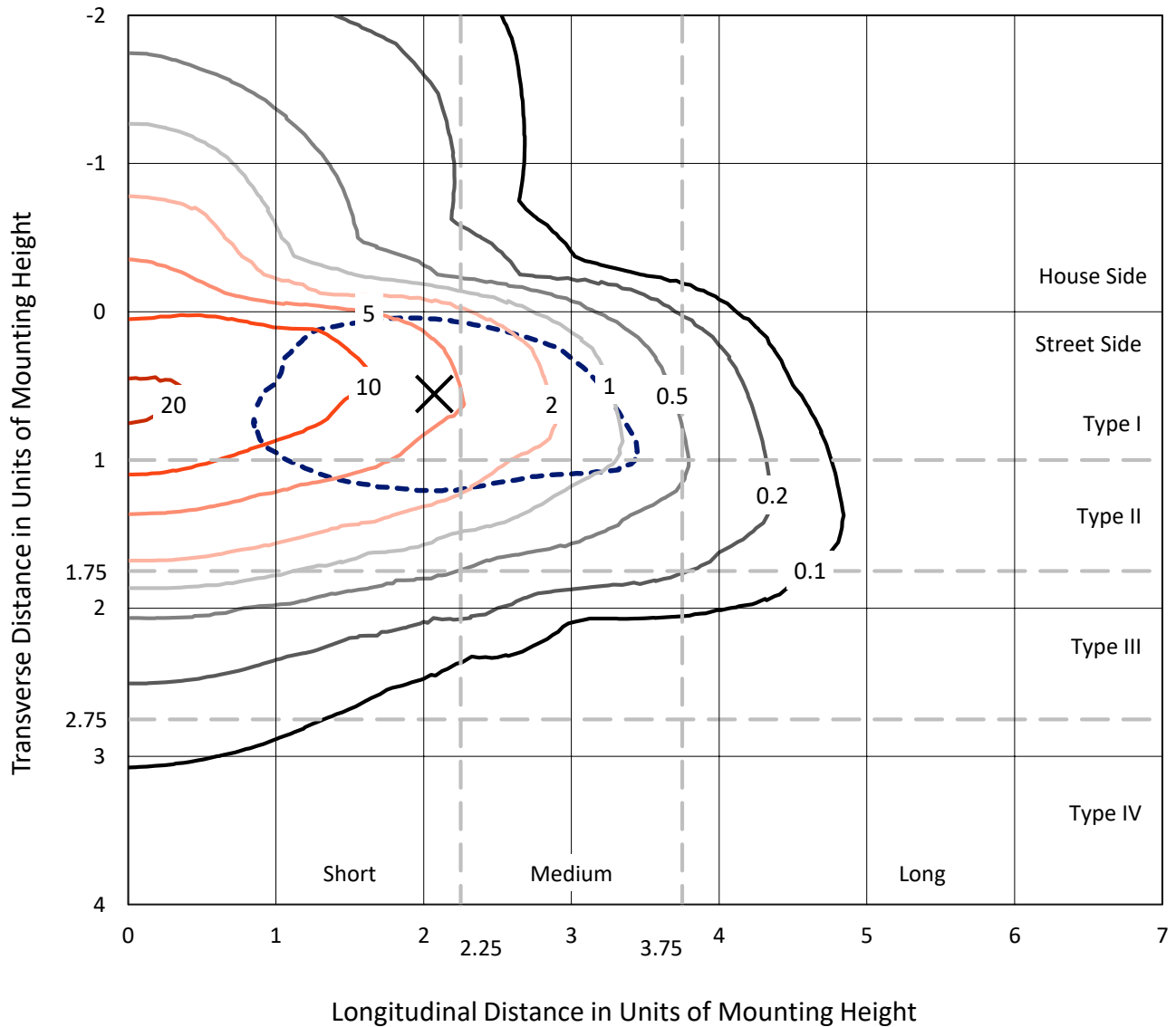
Input Watts (W): 66
Input Voltage (V): NR
Input Current (Ain): NR
Voltage Rise (V): NR
Power Factor: NR
Total Harmonic Distortion (THDi): NR
Frequency (hertz): 60
Stabilization Time: NR
Operation Time: NR
Ambient Temperature (°C): NR
Test Distance: 25 FT



REPORT NUMBER: P200180
 CATALOG NUMBER: GWC-AF-02-LED-E1-T2R-600

Iso-Footcandle Lines of Horizontal Illumination

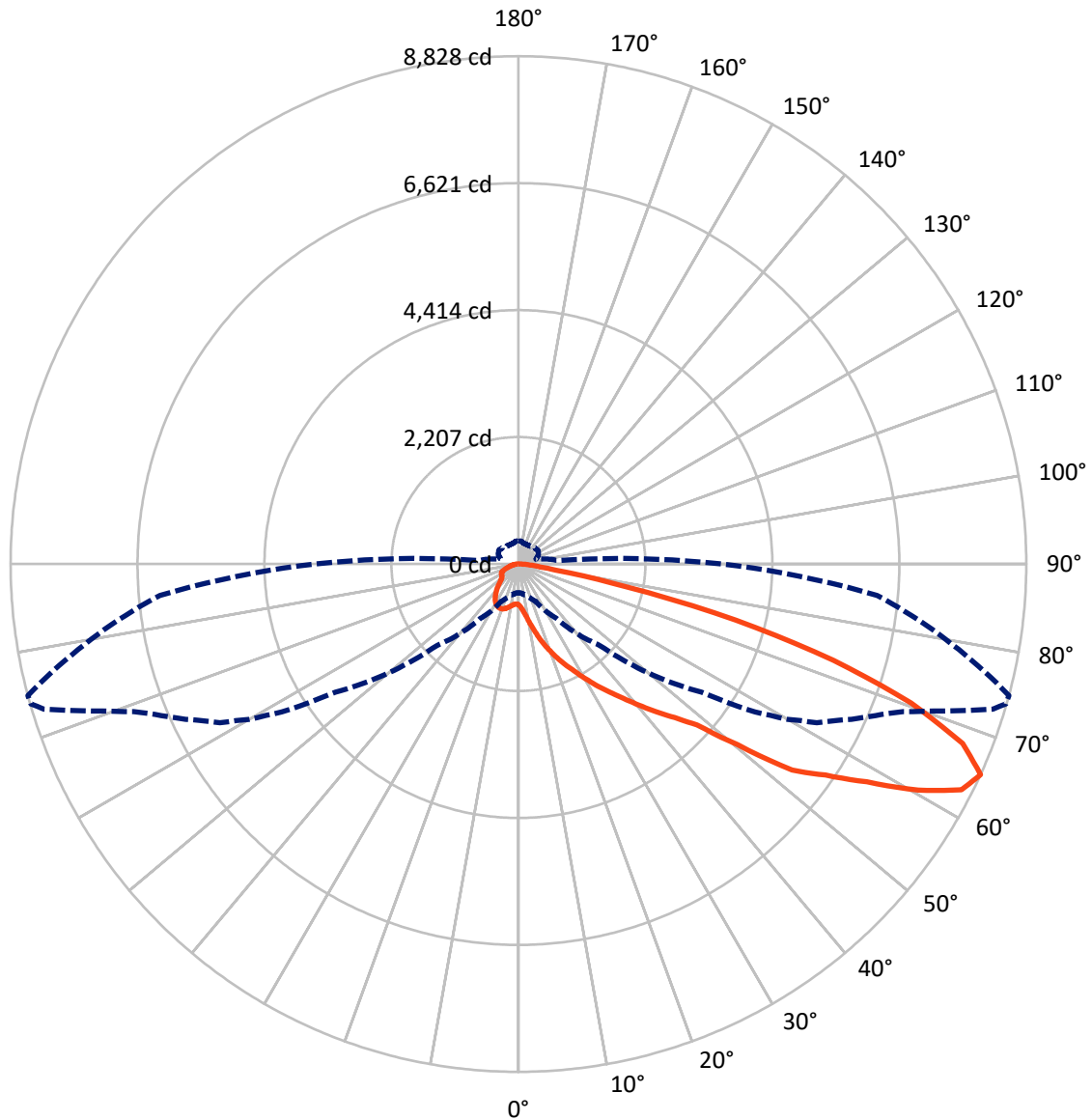
✕ Max cd
 - - - 1/2 Max cd



Based on 10 foot mounting height. Maximum calculated value = 22 fc
 Type II - Short - Full Cutoff

REPORT NUMBER: P200180
CATALOG NUMBER: GWC-AF-02-LED-E1-T2R-600

Luminous Intensity Polar Plot



— Vertical Plane Through 75-Deg Lateral - - - Horizontal Cone Through 65-Deg Vertical

REPORT NUMBER: P200180

CATALOG NUMBER: GWC-AF-02-LED-E1-T2R-600

FLUX DISTRIBUTION:

		Downward	Upward	Total
House Side	Lumens	1344.8	0.0	1344.8
	% Fixture	15.4	0.0	15.4
Street Side	Lumens	7377.9	0.0	7377.9
	% Fixture	84.6	0.0	84.6
Total	Lumens	8722.7	0.0	8722.7
	% Fixture	100.0	0.0	100.0

ZONAL LUMENS:

Zone	Lumens	% Fixture
0°-10°	87.6	1.0
10°-20°	342.4	3.9
20°-30°	702.4	8.1
30°-40°	1181.7	13.5
40°-50°	1632.8	18.7
50°-60°	2038.3	23.4
60°-70°	1834.2	21.0
70°-80°	768.9	8.8
80°-90°	134.3	1.5
90°-100°	0.0	0.0
100°-110°	0.0	0.0
110°-120°	0.0	0.0
120°-130°	0.0	0.0
130°-140°	0.0	0.0
140°-150°	0.0	0.0
150°-160°	0.0	0.0
160°-170°	0.0	0.0
170°-180°	0.0	0.0
0°-90°	8722.7	100.0
0°-180°	8722.7	100.0

Coefficient of Utilization



REPORT NUMBER: P200180

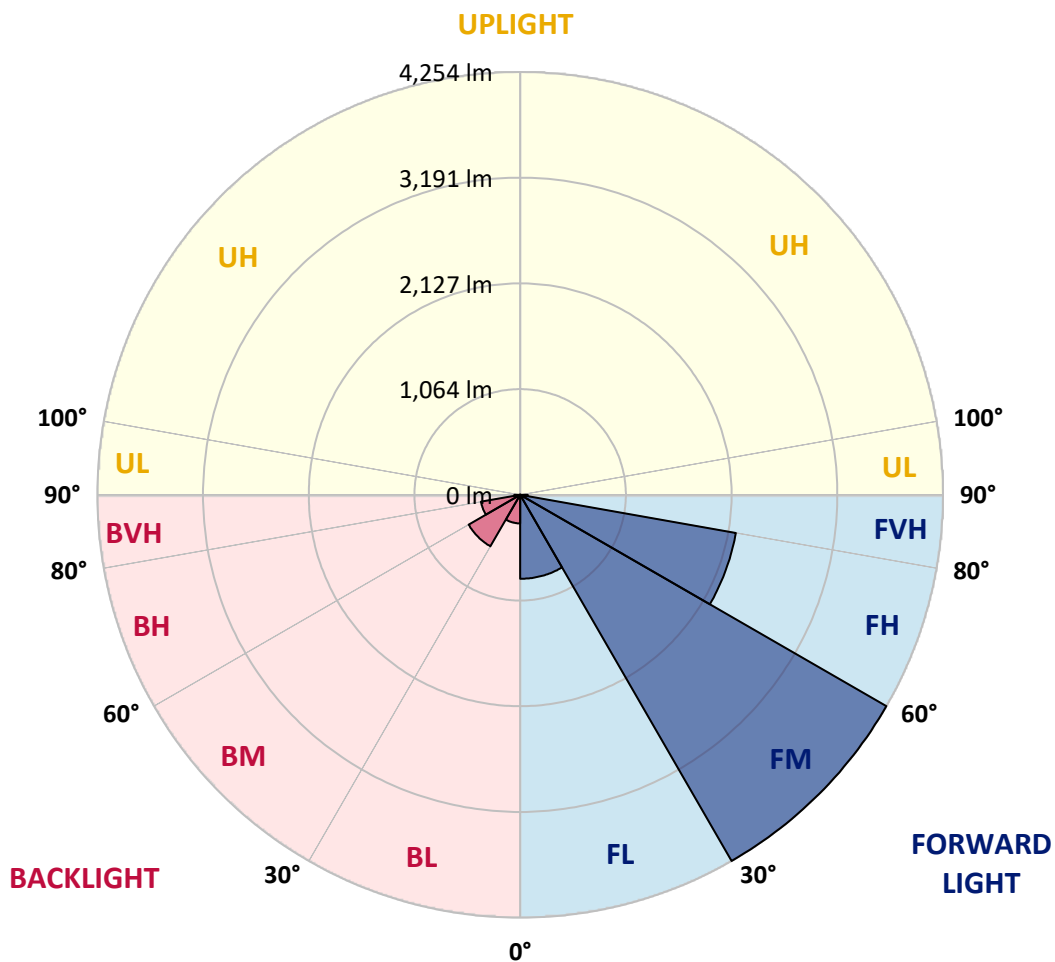
CATALOG NUMBER: GWC-AF-02-LED-E1-T2R-600

LUMINAIRE CLASSIFICATION SYSTEM LUMEN TABLE AND BUG RATING:

Zone		Lumens	% Fixture	Zone Rating/Lumen Limit		
				B	U	G
FL	(0°-30°)	844.8	9.7			
FM	(30°-60°)	4254.3	48.8			
FH	(60°-80°)	2203.3	25.3			G2/5000
FVH	(80°-90°)	75.5	0.9			G1/100
BL	(0°-30°)	287.6	3.3	B1/500		
BM	(30°-60°)	598.6	6.9	B1/1000		
BH	(60°-80°)	399.8	4.6	B1/500		G1/500
BVH	(80°-90°)	58.8	0.7			G1/100
UL	(90°-100°)	0.0	0.0		U0/0	
UH	(100°-180°)	0.0	0.0		U0/0	

BUG Rating: B1-U0-G2

Type II Short





REPORT NUMBER: P200180
 CATALOG NUMBER: GWC-AF-02-LED-E1-T2R-600

CANDELA DISTRIBUTION (FULL):

	0°	5°	15°	25°	35°	45°	55°	56°	57°	58°	59°
0°	708.9	708.9	708.9	708.9	708.9	708.9	708.9	708.9	708.9	708.9	708.9
2.5°	900.0	890.2	892.6	876.1	855.9	829.4	800.2	799.7	800.2	797.3	786.5
5°	1248.1	1236.1	1231.5	1194.4	1139.9	1062.3	978.0	969.0	965.3	955.7	933.9
7.5°	1502.0	1495.3	1488.4	1460.3	1410.8	1324.0	1211.0	1191.5	1172.9	1168.4	1143.7
10°	1665.9	1664.2	1649.4	1641.9	1610.9	1535.9	1425.6	1407.1	1386.8	1379.8	1353.8
12.5°	1795.6	1795.2	1788.1	1790.2	1763.4	1708.8	1613.9	1596.9	1582.1	1560.6	1542.0
15°	1885.1	1885.5	1895.8	1907.4	1903.3	1866.6	1777.4	1769.9	1757.1	1742.3	1720.4
17.5°	1958.6	1960.7	1971.4	1992.5	2015.2	2012.2	1941.7	1935.5	1924.4	1904.1	1892.6
20°	2124.6	2132.4	2111.8	2111.8	2114.2	2125.4	2091.5	2086.6	2071.0	2060.2	2051.1
22.5°	2405.0	2414.1	2367.3	2319.8	2273.2	2239.3	2205.5	2211.7	2201.0	2193.5	2188.2
25°	2769.0	2776.1	2700.6	2620.5	2525.5	2401.6	2317.8	2314.1	2308.3	2303.8	2301.3
27.5°	3111.7	3114.7	3043.2	2925.9	2815.8	2637.8	2431.8	2427.3	2420.2	2411.5	2404.1
30°	3404.9	3404.1	3330.5	3218.7	3100.6	2903.6	2604.7	2590.7	2570.1	2546.5	2528.3
32.5°	3658.8	3657.6	3577.1	3461.1	3337.2	3167.1	2841.8	2812.8	2780.6	2734.8	2707.1
35°	3858.6	3857.8	3781.8	3660.8	3518.8	3415.2	3113.5	3077.9	3037.0	2975.5	2933.0
37.5°	3934.2	3934.2	3891.6	3809.1	3683.5	3612.6	3415.2	3372.3	3328.5	3258.7	3210.8
40°	3890.0	3890.8	3899.9	3884.7	3823.5	3769.1	3696.7	3671.2	3633.6	3570.8	3520.9
42.5°	3741.7	3746.4	3806.6	3880.5	3911.0	3902.4	3946.5	3935.0	3908.6	3860.3	3820.6
45°	3553.9	3568.0	3634.0	3773.6	3935.4	4017.5	4155.8	4157.2	4152.2	4126.2	4095.6
47.5°	3295.8	3315.7	3402.8	3591.5	3878.4	4129.4	4368.5	4379.7	4390.0	4373.0	4359.0
50°	2953.3	2976.8	3107.2	3357.4	3762.4	4245.5	4770.2	4820.6	4867.6	4861.9	4871.4
52.5°	2586.2	2613.8	2773.6	3052.3	3563.0	4272.4	5027.0	5109.2	5191.4	5258.7	5330.1
55°	2255.1	2240.2	2399.9	2693.5	3235.2	4151.3	5257.9	5356.9	5448.5	5531.1	5616.2
57.5°	1806.3	1830.7	1990.9	2281.1	2801.2	3809.9	5416.7	5561.7	5693.3	5830.0	5950.6
60°	1320.3	1344.7	1518.5	1813.3	2330.2	3292.2	5295.4	5515.0	5726.0	5935.4	6098.8
62.5°	797.3	815.4	968.5	1249.3	1796.8	2678.3	4754.6	5042.7	5353.2	5603.4	5853.9
65°	496.2	506.6	563.1	717.6	1154.0	1999.5	3884.7	4198.8	4533.2	4850.7	5111.3
67.5°	406.2	410.0	420.3	453.4	633.7	1303.9	2891.3	3169.5	3471.4	3778.6	4068.4
70°	365.4	362.9	362.9	365.0	406.2	701.0	1893.0	2074.2	2325.7	2592.8	2857.8
72.5°	329.9	327.4	322.8	316.7	331.5	427.7	978.5	1115.1	1296.4	1533.8	1787.7
75°	296.5	293.2	287.8	279.9	290.2	322.8	469.8	527.2	615.6	741.9	883.5
77.5°	261.8	257.6	252.7	246.9	260.1	251.0	275.4	296.0	329.9	370.3	423.6
80°	222.5	218.8	217.2	214.3	230.0	191.2	194.5	207.2	227.1	249.0	273.7
82.5°	174.2	174.2	180.9	182.1	199.4	137.5	145.4	156.5	166.8	178.4	190.0
85°	114.8	115.6	137.9	146.6	157.3	92.5	109.0	112.7	121.0	127.6	132.6
87.5°	35.9	38.8	84.2	93.3	90.4	52.5	66.9	68.5	74.3	78.9	83.0
90°	0.0	0.0	0.0	0.0	0.0	0.0	0.0	0.0	0.0	0.0	0.0



REPORT NUMBER: P200180
 CATALOG NUMBER: GWC-AF-02-LED-E1-T2R-600

CANDELA DISTRIBUTION (continued):

	60°	61°	62°	63°	64°	65°	66°	67°	68°	69°	70°
0°	708.9	708.9	708.9	708.9	708.9	708.9	708.9	708.9	708.9	708.9	708.9
2.5°	786.5	781.5	777.0	776.6	773.2	768.7	770.4	763.4	763.8	760.1	756.0
5°	924.8	921.5	905.0	900.5	888.0	880.2	879.0	862.4	860.4	850.9	840.6
7.5°	1123.8	1113.1	1090.0	1078.8	1057.7	1042.1	1034.6	1012.7	1002.0	977.2	966.1
10°	1332.3	1318.7	1290.2	1274.5	1254.2	1229.1	1215.5	1183.7	1171.3	1148.6	1121.4
12.5°	1525.5	1511.9	1482.6	1470.6	1443.8	1417.0	1402.1	1366.2	1350.1	1313.8	1292.3
15°	1704.3	1690.6	1665.1	1652.7	1625.9	1604.0	1584.1	1548.6	1529.6	1495.8	1467.7
17.5°	1877.7	1863.2	1841.0	1829.9	1803.8	1781.5	1760.0	1726.6	1707.2	1673.3	1648.2
20°	2038.7	2028.0	2011.8	1997.0	1971.0	1950.8	1925.2	1896.2	1868.2	1843.5	1819.5
22.5°	2179.1	2175.0	2157.6	2151.1	2128.8	2111.4	2089.1	2060.6	2040.4	2009.0	1986.7
25°	2300.1	2298.8	2290.6	2288.5	2272.8	2256.3	2251.3	2227.8	2209.3	2181.5	2158.4
27.5°	2404.1	2405.4	2403.3	2409.0	2405.0	2397.5	2397.9	2390.0	2379.3	2356.2	2336.0
30°	2519.7	2513.1	2516.8	2525.1	2527.5	2528.3	2542.0	2546.5	2545.7	2530.5	2520.6
32.5°	2683.2	2667.5	2653.0	2651.8	2660.1	2663.4	2686.5	2698.4	2708.8	2712.6	2714.2
35°	2891.7	2860.3	2830.2	2814.0	2800.0	2803.8	2820.3	2839.7	2862.4	2878.1	2896.7
37.5°	3154.3	3115.9	3062.6	3024.7	3015.1	2994.5	3005.2	3020.5	3042.8	3067.1	3099.3
40°	3472.6	3414.4	3354.6	3304.1	3276.9	3238.9	3238.5	3235.6	3249.2	3271.9	3317.3
42.5°	3779.0	3727.3	3663.7	3610.9	3575.4	3524.6	3514.2	3487.4	3493.7	3513.4	3557.6
45°	4065.9	4023.4	3984.5	3923.4	3893.4	3838.4	3821.0	3789.2	3771.5	3780.6	3824.8
47.5°	4343.8	4316.4	4276.0	4236.3	4213.2	4164.1	4141.8	4119.1	4096.4	4095.6	4141.8
50°	4885.4	4871.0	4823.1	4781.8	4792.9	4732.7	4736.4	4675.3	4702.9	4706.2	4803.3
52.5°	5394.4	5444.9	5480.4	5523.7	5551.8	5557.2	5575.7	5603.4	5636.9	5702.8	5792.9
55°	5686.0	5749.1	5785.9	5818.9	5873.4	5884.9	5915.9	5952.7	5982.0	6056.3	6132.7
57.5°	6032.3	6149.6	6206.5	6259.0	6332.5	6360.6	6412.2	6452.3	6490.2	6578.2	6670.7
60°	6245.8	6388.6	6504.6	6587.6	6679.8	6745.7	6823.8	6886.6	6975.7	7081.1	7219.0
62.5°	6076.1	6285.8	6439.9	6582.3	6707.4	6833.7	6945.6	7062.9	7198.3	7357.7	7571.5
65°	5400.3	5613.7	5877.6	6025.3	6190.9	6385.8	6555.9	6745.7	6930.3	7162.4	7478.6
67.5°	4347.4	4595.6	4892.1	5041.1	5231.4	5449.0	5639.7	5871.7	6087.3	6368.4	6759.4
70°	3133.6	3454.4	3703.8	3859.5	4081.6	4305.7	4489.9	4759.9	4938.3	5226.5	5630.6
72.5°	1984.2	2237.3	2542.9	2739.0	2936.3	3163.4	3351.6	3584.5	3750.9	4013.4	4379.7
75°	1066.8	1253.4	1521.8	1708.0	1919.4	2113.4	2334.0	2490.0	2613.0	2820.7	3118.0
77.5°	500.0	613.6	749.3	892.6	1035.8	1185.3	1330.7	1457.0	1509.9	1628.7	1804.2
80°	303.4	340.2	379.8	424.0	483.9	532.1	596.2	642.4	645.7	683.3	736.9
82.5°	202.7	216.4	228.3	239.5	254.7	266.7	280.3	296.5	303.0	311.7	329.1
85°	138.3	145.0	147.4	154.4	152.7	156.9	162.2	167.7	170.5	170.1	178.0
87.5°	85.0	88.4	90.0	91.7	90.4	88.8	91.2	94.1	94.9	92.5	93.3
90°	0.0	0.0	0.0	0.0	0.0	0.0	0.0	0.0	0.0	0.0	0.0



REPORT NUMBER: P200180
 CATALOG NUMBER: GWC-AF-02-LED-E1-T2R-600

CANDELA DISTRIBUTION (continued):

	71°	72°	73°	74°	75°	85°	90°	95°	105°	115°	125°
0°	708.9	708.9	708.9	708.9	708.9	708.9	708.9	708.9	708.9	708.9	708.9
2.5°	756.8	753.1	749.3	746.9	746.0	724.1	714.6	708.5	695.3	684.6	675.9
5°	834.8	827.0	820.8	813.3	809.3	753.9	733.7	719.6	696.5	682.9	670.4
7.5°	960.3	938.5	925.7	911.1	898.8	798.9	765.5	743.6	711.4	693.2	679.1
10°	1102.7	1080.0	1059.8	1037.5	1018.1	858.8	810.1	776.2	733.7	710.1	691.5
12.5°	1261.7	1239.4	1213.8	1185.3	1160.5	934.8	867.1	818.7	760.5	729.2	703.1
15°	1449.5	1410.3	1379.3	1346.3	1317.5	1025.5	933.4	866.6	789.0	746.4	711.8
17.5°	1624.2	1582.9	1540.8	1511.9	1478.5	1127.5	1000.3	915.3	812.5	757.6	713.4
20°	1794.8	1749.8	1713.3	1674.6	1639.5	1233.3	1071.7	958.3	827.8	758.0	703.1
22.5°	1945.0	1916.9	1876.5	1834.4	1798.9	1338.9	1138.6	994.6	833.6	748.5	685.0
25°	2116.0	2086.2	2036.7	2001.2	1961.5	1446.7	1204.3	1022.6	830.2	730.8	656.8
27.5°	2298.4	2265.4	2214.6	2177.5	2129.6	1558.6	1264.6	1042.9	817.8	701.8	619.3
30°	2488.7	2458.6	2408.6	2371.1	2322.8	1677.0	1331.9	1056.5	793.1	661.8	575.5
32.5°	2693.1	2668.0	2618.3	2579.2	2527.5	1805.4	1394.7	1060.6	755.6	614.4	529.3
35°	2887.2	2869.8	2828.2	2791.3	2737.7	1926.8	1461.1	1058.5	711.0	562.3	487.1
37.5°	3105.6	3095.2	3074.6	3027.9	2962.3	2091.5	1540.8	1050.0	656.4	510.8	455.0
40°	3338.4	3339.2	3316.9	3285.1	3224.0	2291.4	1635.8	1033.0	597.0	465.3	425.6
42.5°	3584.9	3597.7	3587.0	3564.3	3505.7	2492.8	1749.3	1012.3	539.2	421.1	396.8
45°	3867.3	3883.0	3899.5	3866.0	3809.1	2758.8	1898.8	985.5	476.9	384.4	377.0
47.5°	4193.1	4217.8	4232.7	4233.1	4176.1	3088.2	2141.5	969.5	421.6	359.6	367.4
50°	4880.5	4888.3	4923.4	4984.5	4940.8	3850.8	2565.6	959.5	383.9	344.3	360.4
52.5°	5870.9	5957.2	6017.9	6013.7	5954.3	4335.1	2799.2	908.3	361.7	338.6	357.1
55°	6274.3	6382.1	6494.3	6524.1	6477.8	4748.3	3020.1	857.1	351.0	342.7	358.3
57.5°	6811.8	6993.5	7147.5	7212.3	7145.4	5277.2	3310.8	830.2	347.6	353.8	366.2
60°	7439.8	7664.4	7866.7	7983.1	7983.1	5884.9	3612.1	819.1	343.1	370.3	379.4
62.5°	7843.2	8173.1	8478.5	8649.0	8644.1	6308.1	3745.9	781.1	332.8	381.9	397.6
65°	7844.8	8237.0	8626.3	8817.9	8827.9	6256.2	3525.0	689.9	313.7	383.5	415.7
67.5°	7190.8	7609.1	8062.8	8277.1	8326.6	5759.0	3051.5	567.2	282.8	367.0	422.4
70°	6073.3	6481.5	6944.8	7155.3	7243.3	4909.3	2457.7	437.2	243.2	330.7	408.8
72.5°	4784.6	5185.1	5507.6	5661.6	5730.2	3752.5	1789.8	330.3	199.4	278.7	371.9
75°	3387.5	3688.1	3859.5	3893.8	3904.4	2262.1	1087.5	245.6	164.3	216.8	314.1
77.5°	1912.0	2040.8	2026.8	2042.0	1914.9	873.2	473.5	175.8	135.4	164.7	243.6
80°	746.4	769.6	722.9	708.5	649.9	324.9	208.9	122.7	108.1	124.7	170.5
82.5°	329.1	339.8	329.9	332.4	317.9	167.7	125.1	88.8	82.6	91.2	113.1
85°	181.3	184.5	183.7	189.0	181.3	66.9	59.4	54.5	57.8	61.9	72.6
87.5°	88.4	89.2	86.3	90.8	88.0	33.9	29.4	31.0	33.9	34.7	34.7
90°	0.0	0.0	0.0	0.0	0.0	0.0	0.0	0.0	0.0	0.0	0.0



REPORT NUMBER: P200180

CATALOG NUMBER: GWC-AF-02-LED-E1-T2R-600

CANDELA DISTRIBUTION (continued):

	135°	145°	155°	165°	175°	180°
0°	708.9	708.9	708.9	708.9	708.9	708.9
2.5°	669.6	666.4	666.8	665.9	664.3	664.3
5°	663.9	660.6	660.6	659.8	657.7	658.1
7.5°	669.6	664.3	662.3	659.3	656.4	656.4
10°	676.3	666.8	661.0	656.0	652.3	652.3
12.5°	681.2	666.4	656.8	650.3	646.5	646.5
15°	682.9	663.5	650.3	642.4	639.1	638.7
17.5°	677.5	652.3	636.2	627.2	623.0	621.7
20°	661.0	632.1	612.6	602.4	596.6	594.5
22.5°	636.2	603.2	580.5	569.8	562.3	561.1
25°	601.5	566.0	543.7	533.5	529.3	528.0
27.5°	561.1	528.0	509.0	502.5	498.7	498.3
30°	522.7	494.6	480.6	475.6	471.1	470.3
32.5°	486.7	469.0	463.6	456.6	445.9	444.7
35°	461.1	459.5	455.8	440.1	426.9	423.2
37.5°	445.5	460.7	441.8	410.8	401.3	400.5
40°	436.4	448.0	415.3	404.6	405.4	404.6
42.5°	415.7	427.7	416.1	411.2	414.5	415.3
45°	395.1	408.4	422.4	419.1	426.9	426.9
47.5°	383.5	403.3	422.0	422.0	433.5	437.6
50°	370.3	399.3	415.3	421.1	430.3	426.9
52.5°	369.5	392.2	405.8	416.1	420.3	416.5
55°	370.7	386.5	396.4	408.0	412.9	413.3
57.5°	372.4	383.1	389.7	395.1	410.0	410.0
60°	376.5	380.2	383.9	386.9	406.2	406.6
62.5°	383.1	377.4	376.5	379.4	404.2	402.5
65°	393.4	373.3	367.0	369.9	402.1	397.2
67.5°	407.5	367.0	355.1	357.1	400.5	389.7
70°	420.3	357.1	340.2	338.1	384.8	365.8
72.5°	421.6	345.6	319.6	313.3	334.4	316.3
75°	400.9	337.7	296.9	278.7	276.2	273.7
77.5°	361.3	333.2	270.5	241.9	237.0	238.7
80°	302.2	316.3	238.7	204.8	231.6	228.7
82.5°	225.9	279.1	202.7	181.3	180.9	159.8
85°	125.5	217.6	165.1	135.8	94.5	91.7
87.5°	35.1	121.0	115.6	76.8	52.5	54.5
90°	0.0	0.0	0.0	0.0	0.0	0.0

(END OF REPORT)